

# BETA COLOR VIEWER

## Mark III with UV



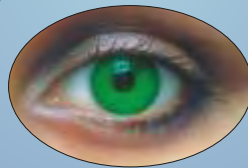
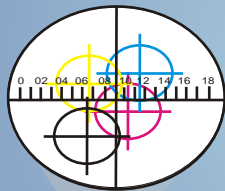
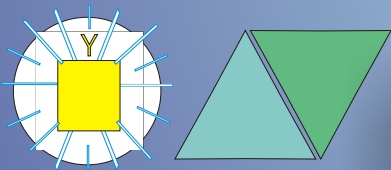
The Best Color Tool  
Since The Densitometer



See Fluorescence  
and Metamerism in  
papers, colors  
and prints

# See!

See The Nearly  
Invisible Yellow as  
Clearly As Black and  
All Other Colors



RGB LED'S with UV and white light  
for detecting registration and  
imbalance in printed colors.

## BETA INDUSTRIES

The Quality Control Company

707 Commercial Ave. Carlstadt, NJ 07072 USA  
Tel: 201-939-2400 800-272-7336 Fax: 201-939-7656  
[www.betascreen.com](http://www.betascreen.com)

# BETA COLOR VIEWER

## Mark III with UV


REGISTER



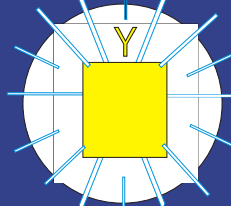
INK/WATER BAL.




SEE YELLOW



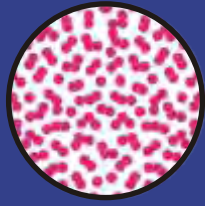
FLUORESCENCE



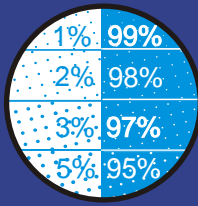
SLUR



DOUBLING




STOCHASTIC/FM




RESOLUTION

SEE IT  
MEASURE IT  
CONTROL IT



FILM



PLATES

### features

SEE the nearly invisible yellow and other colors with contrasting LED illumination. Measure and correct films, plates, color proofs, and press sheets. SEE fluorescence in various inks, paper, and coating. SEE Metamerism under regular and ultra violet light. PROTECT your press runs & profits from costly rejections. GUARANTEE.....3 years excluding batteries

### SPECIFICATIONS

OPTICS ..... 10x, 20x flat field color corrected  
MICROSCOPES- ..... 25X, 50X, 75X, 100X mm. or inch  
POWER ..... 4-AA Nickel Cadmium Batteries  
DIMENSIONS ..... 5.75x2.5x2in. (14.5x6.5x5cm.)  
WEIGHT ..... 1.28lbs. (580g)  
LIGHT SOURCE ..... 6 Permanent high efficiency LED's  
for months of viewing between charging

### COMPONENTS

The BETA COLOR VIEWER can be Supplied with a 10x or 20x lens Or microscopes. The magnetic Adaptor plate Speeds optic Changes while Maintaining Accurate focus



### INTERCHANGEABLE OPTICS

### MICRODOTTIE 2 USB Video Microscope

Video Version of The BetaColor Viewer



Capture, Color Contrast CMYK Measure, Enhance View  
VIEW ALL IMAGES ON YOUR PC

- 40x/140x magnification
- CMYK color contrasting Video Micrometer
- Image capture to database
- All images can be projected via Power Point projector or other utility
- Excellent for demonstrating Ink and substrate interaction

### BETA C U V LIGHT BOX



### 3 LIGHT SOURCES

D50 (5000K) ULTRA VIOLET TUNGSTEN

Take the guesswork out of color matching. See the Influence of Fluorescence and Metamarism on inks and Paper. Achieve closer matches under jindoor and Outdoor donditions to reduce costly rejects. Dimensions 25 x 21.5 x 16in. (63.5x54.6x40.6cm) Weight 45.4lbs. (20.59kg) Power 115VAC